

2025 Annual Water Quality Consumer Confidence Report



Este informe contiene información muy importante sobre su agua potable. Tradúzcalo o hable con alguien que lo entienda bien.

Table of Contents



- 3** | Letter From Our Director of Utilities
- 4** | About Water Contamination & Vulnerable Populations
- 5** | Health Effects and General Information

Water Quality Data

- 6** | Tahoe City Main System including Tahoe City, Alpine Peaks, McKinney Quail, and Rubicon Systems
- 8** | Madden Creek Water System
- 10** | Tahoe Cedars Water System
- 12** | Tahoe Swiss Water System
- 14** | Timberland Water System

- 16** | 2026 Capital Projects & Customer Programs

To Our Valued TCPUD Water Customers,

The enclosed information is a report on the quality and laboratory analysis of the drinking water that we delivered to you over the calendar year 2025.

Tahoe City Public Utility District (TCPUD) is pleased to report that all systems met all Federal and State drinking water health standards.

Pages four and five contain information on all detected contaminants in the water, as well as general information on water quality, lead and copper sampling results, and different health effect information for various contaminants. Page six through fifteen contain information about water quality sampling results for each water system. Page sixteen contains information about current TCPUD projects and customer programs. This report can also be viewed at our website at www.tcpud.org/waterquality.

In order to ensure that tap water is safe to drink, the U.S. Environmental Protection Agency (USEPA) and the State Water Resource Control Board (State Board) prescribe regulations that limit the amount of certain contaminants in water provided by public water systems. State Board regulations also establish limits for possible contaminants in bottled water that provide the same protection for public health.

For questions or additional information please call Director of Utilities, Dan Lewis, at (530) 580-6330 or the USEPA Safe Drinking Water Hotline at (800) 426-4791 or view their website: www.epa.gov/ground-water-and-drinking-water

In Service,



Dan Lewis
Director of Utilities

**Your Water
Meets All
Drinking Water
Standards**



About Water Contamination

Drinking water, including bottled water, may reasonably be expected to contain at least small amounts of some contaminants. The presence of contaminants does not necessarily indicate that water poses a health risk. More information about contaminants and potential health effects can be obtained by calling the U.S. EPA's Safe Drinking Water Hotline (1-800-426-4791).

Sources of drinking water (both tap water and bottled water) include rivers, lakes, streams, ponds, reservoirs, springs, and wells. As water travels over the surface of the land or through the ground, it dissolves naturally-occurring minerals and, in some cases, radioactive material, and can pick up substances resulting from the presence of animals or from human activity.

Contaminants that may be present in source water include:

Microbial contaminants such as viruses and bacteria that may come from human, pet, or wildlife waste.

Inorganic contaminants such as salts and metals that can be naturally occurring or result urban stormwater runoff, industrial or domestic wastewater discharges, oil and gas production, mining, or farming.

Pesticides and Herbicides may come from a variety of sources such as agriculture, urban stormwater runoff and residential uses.

Organic chemicals including synthetic and volatile organic chemicals, that are byproducts of industrial processes and petroleum production, and can also come from gas stations, urban stormwater runoff, agricultural application, and septic systems.

Radioactive contaminants can be naturally occurring or be the result of oil and gas production and mining activities.



Vulnerable Populations

Some people may be more vulnerable to contaminants in drinking water than the general population. Immuno-compromised persons such as persons with cancer undergoing chemotherapy, persons who have undergone organ transplants, people with HIV/AIDS or other immune system disorders, some elderly, and infants can be particularly at risk from infections.

These people should seek advice about drinking water from their health care providers. U.S. EPA/ Centers for Disease Control (CDC) guidelines on appropriate means to lessen the risk of infection by *Cryptosporidium* and other microbial contaminants are available from the Safe Drinking Water Hotline (1-800-426-4791).

Health Effects and General Information

Lead: If present, elevated levels of lead can cause serious health problems, especially for pregnant women and young children. Lead in drinking water is primarily from materials and components associated with service lines and home plumbing. TCPUD is responsible for providing high quality drinking water but cannot control the variety of materials used in plumbing components. When your water has been sitting for several hours, you can minimize the potential for lead exposure by flushing your tap for 30 seconds to 2 minutes before using water for drinking or cooking. If you do so, you may wish to collect the flushed water and reuse it for another beneficial purpose, such as watering plants. If you are concerned about lead in your water, you may wish to have your water tested. Information on lead in drinking water, testing methods, and steps you can take to minimize exposure is available from the Safe Drinking Water Hotline (1-800-426-4791) or at <http://www.epa.gov/lead>.

Gross Alpha: Certain minerals are radioactive and may emit a form of radiation known as alpha radiation. Some people who drink water containing alpha emitters in excess of the MCL over many years may have an increased risk of getting cancer.

Arsenic: While your drinking water meets the federal and state standard for arsenic, it does contain low levels of arsenic. The arsenic standard balances the current understanding of arsenic's possible health effects against the costs of removing arsenic from drinking water. The U.S. Environmental Protection Agency continues to research the health effects of low levels of arsenic, which is a mineral known to cause cancer in humans at high concentrations and is linked to other health effects such as skin damage and circulatory problems.



Tahoe City Main System - Including Tahoe City, Alpine Peaks, McKinney Quail, and Rubicon

Primary Drinking Water Standards

Secondary Drinking Water Standards

Disinfection By-products and Residuals

Contaminant (units)	Arsenic (ppb)	Calcium (ppm)	Chloride (ppm)	Odor (TON)	Sodium (ppm)	Specific Conductance [E.C.] (µS/cm)	Sulfate (ppm)	Total Alkalinity [as CaCO3] (ppm)	Total Dissolved Solids (ppm)	Total Hardness [as CaCO3] (ppm)	Turbidity (NTU)	Zinc (ppm)	Total Tri-halomethanes [TTHM] (ppb)	Haloacetic Acids [HAA5] (ppb)	Chlorine residual (ppm)
Sample Year	2023 (2024)	2023 (2024)	2023 (2024)	2023 (2024)	2023 (2024)	2023 (2024)	2023 (2024)	2023 (2024)	2023 (2024)	2023 (2024)	2023 (2024)	2023 (2024)	2025	2025	2025
MCL	10	N/A	500	3	N/A	1600	500	N/A	1000	N/A	5	5	80	60	4 (MRDL)
PHG (MCLG)	N/A	N/A	N/A	N/A	N/A	N/A	N/A	N/A	N/A	N/A	N/A	N/A	N/A	N/A	4 (MRDLG)
Tahoe City Main System															
Highlands Well #1	2.3	8.7	ND	0	14	190	ND	92	130	48	0.28	ND	ND	ND	RAA: 0.33 RANGE: 0.27-0.38
Highlands Well #2	2.3	8.7	ND	0	14	190	ND	92	130	48	0.28	ND			
TC Well #2	ND	12	ND	0	4.9	160	1.5	78	76	56	0.23	ND			
TC Well #3	ND	12	ND	0	5	140	1.7	74	87	59	0.16	ND			
Well #4	ND	10	ND	0	4.5	120	1.5	61	64	49	0.3	ND			
Tahoe Tavern Well	ND	24	12	0	5.5	250	ND	120	160	100	0.11	ND			
Alpine Peaks System															
Riley Spring	ND	11.0	ND	0	3	110	ND	57	79	44	0.47	ND	N/R	N/R	N/A
McKinney/Quail System															
Lake Tahoe Intake (2014)	ND	7.9	1.8	ND	6	99.2	1.7	45.3	65	29	N/A	ND	2.4	1.9	RAA: 0.50 RANGE: 0.37-0.65
Crystal Way Well	ND	12	ND	0	4.8	110	ND	62	66	48	0.14	ND			
Rubicon System															
Rubicon Well #1	ND	8.8	ND	0	6.7	92	ND	50	54	31	ND	ND	ND	ND	RAA: 0.36 RANGE: 0.26-0.68
Rubicon Well #2	2.2	(11)	2.4	0	6.7	(130)	ND	(60)	70	(39)	(0.36)	ND			
Rubicon Well #3	ND	(9.2)	1.5	0	5.6	(95)	ND	(46)	57	(27)	(ND)	0.3			
MCL Violation	NO	N/A	NO	NO	N/A	NO	NO	N/A	NO	N/A	NO	NO			
Sources in Drinking Water	Erosion of natural deposits	Leaching from natural deposits	Naturally occurring organic materials	Leaching from natural deposits	Substances that form ions in water	Runoff, leaching, or erosion of natural deposits					Movement of sediment and minute deposits	Natural deposits	Byproduct of drinking water chlorination	Drinking water disinfectant added for treatment	

Terms and Abbreviations

A - Number of tests absent of bacteria.
AL - Regulatory Action Level: The concentration of a contaminant which, if exceeded, triggers treatment or other requirements that a water system must follow.
MCL - The concentration of a contaminant which, if exceeded, triggers treatment or other requirements that a water system must follow.
MCLG - Maximum Contaminant Level Goal: The level of a contaminant in drinking water below which there is no known or expected risk to health. MCLGs are set by the U.S. Environmental Protection Agency.
MRDL - Maximum Residual Disinfection Level: The highest level of a disinfectant allowed in drinking water. There is convincing evidence that addition of a disinfectant is necessary for control of microbial contaminants.
MRDLG - Maximum Residual Disinfection Level Goal: The level of

a drinking water disinfectant below which there is no known or expected risk to health. MRDLGs do not reflect the benefits of the use of disinfectants to control microbial contaminants.
ND - Not detected above minimum testing limits or minimum reporting limits
N/R - Not Regulated or Not Required
NTU - Nephelometric Turbidity Unit: Measure of water clarity using light scattering
NS - Not sampled
P - Number of tests detecting presence of bacteria
pCi/L - Picocuries Per Liter: Measure of radioactivity per 1 liter of water.
PDWS - Primary Drinking Water Standards. MCLs and MRDLs for contaminants that affect health along with their monitoring and reporting requirements, and water treatment requirements.
PHG - Public Health Goal: The level of a contaminant in drinking

water below which there is no known or expected risk to health. PHGs are set by the California Environmental Protection Agency.
ppb - parts per billion or micrograms per liter (ug/l): Parts contaminant for every 1 billion parts of water.
ppm - parts per million or milligrams per liter (mg/l): Parts contaminant for every 1 million parts of water.
RAA - Running Annual Average
SDWS - Secondary Drinking Water Standards. Secondary MCLs are set to protect the odor, taste, and appearance of drinking water.
T - Number of tests for bacteria (Laboratory analysis)
TON - Threshold Odor Number
TT - Treatment Technique: A required process intended to reduce the level of contaminant in drinking water.
Units - Number of units measured
µS/cm - Microsiemens: Measure of electrical current flow through a solution

Microbiological Monitoring

Contaminant (units)	Total Coliform (P / A)
Sample Year	2025
MCL	TT
PHG (MCLG)	0P
Tahoe City Main System	
Highlands Well #1	142 I / 142 A / 0 P
Highlands Well #2	
TC Well # 2	
TC Well #3	
Well #4	
Tahoe Tavern Well	
Alpine Peaks System	
Riley Spring	20 I / 20 A / 0 P
McKinney/Quail System	
Lake Tahoe Intake	39 I / 39 A / 0 P
Crystal Way Well	
Rubicon System	
Rubicon Well #1	32 I / 32 A / 0 P
Rubicon Well #2	
Rubicon Well #3	
MCL Violation	NO
Sources in Drinking Water	Naturally Present in Environment

Radiological Monitoring

Contaminant (units)	Gross Alpha (pCi/L)
Sample Year	2021
MCL	15
PHG (MCLG)	0
Tahoe City Main System	
Highlands Well #1	4.25
Highlands Well #2	3.67
TC Well # 2	1.39
TC Well #3	0.172
Well #4	0.592
Tahoe Tavern Well	3.97
Alpine Peaks System	
Riley Spring	1.01
McKinney/Quail System	
Lake Tahoe Intake	N/A
Crystal Way Well	0.315
Rubicon System	
Rubicon Well #1	3.08
Rubicon Well #2	0.247
Rubicon Well #3	0.94
MCL Violation	NO
Sources in Drinking Water	Erosion of Natural Deposits

Lead & Copper Sampling Results

Water System	Tahoe City Main		Alpine Peaks		McKinney/Quail		Rubicon	
	Lead (ppb)	Copper (ppm)	Lead (ppb)	Copper (ppm)	Lead (ppb)	Copper (ppm)	Lead (ppb)	Copper (ppm)
Year Sampled	2025		2023		2025		2024	
# of Sites Sampled	20	20	5	5	20	20	10	10
90th % Results	4.4	0.260	0.550	0.081	6.000	0.670	2.2	0.78
# of Sites Exceeding Action Level (AL)	0	0	0	0	0	0	0	0
Action Level	15	1.3	15	1.3	15	1.3	15	1.3
PHG	0.2	0.3	0.2	0.3	0.2	0.3	0.2	0.3
North Tahoe School and North Tahoe High School were tested for Lead in 2019 (no Lead detected)								
Typical sources:	Lead: Internal corrosion of household water plumbing systems; discharges from industrial manufacturers, erosion of natural deposits Copper: Internal corrosion of household plumbing systems; erosion of natural deposits; leaching from wood preservatives							

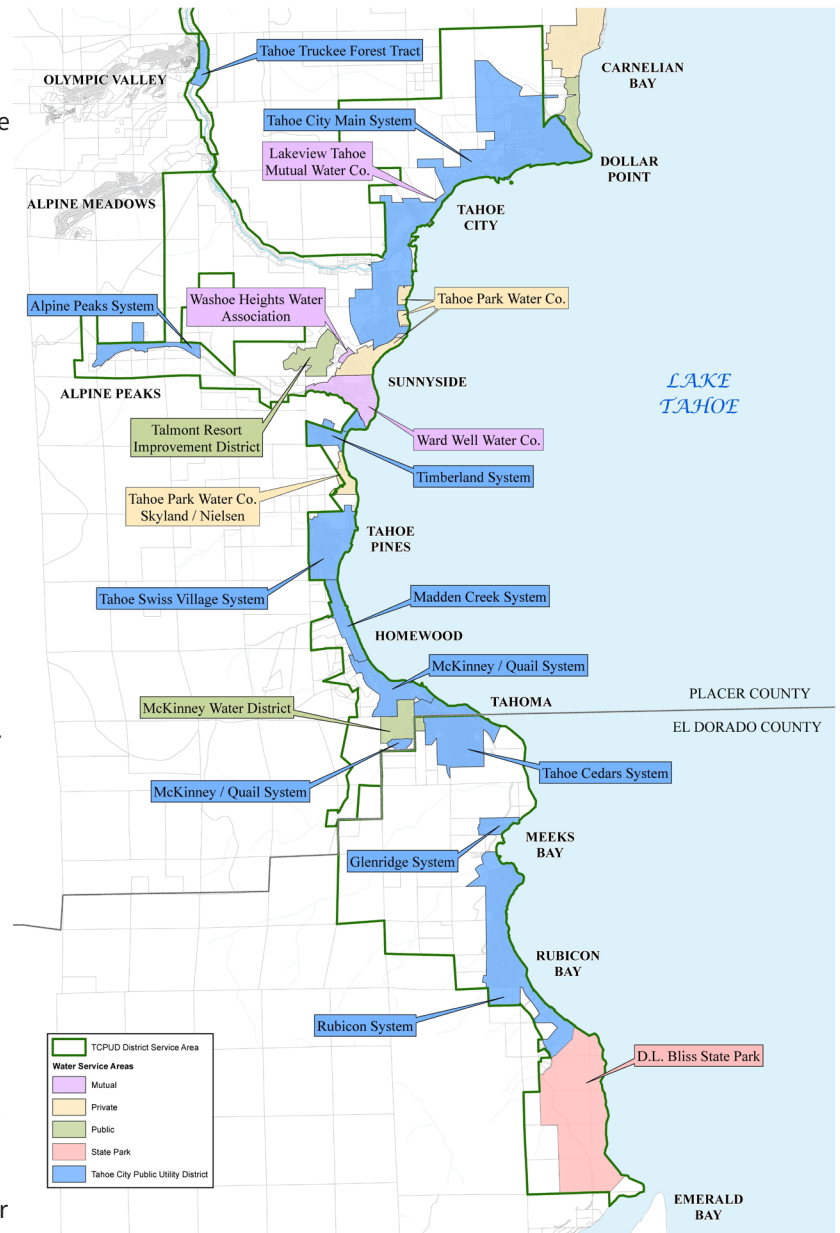
Where does your water come from?

All of the drinking water supplied to each water system, with the exception of the McKinney/Quail system, is classified as groundwater. Sources include wells and springs drilled deep into the ground, providing clean, high quality water that consistently meets all standards without significant treatment.

The **Tahoe City Main** system serves all residents from Dollar Point south to the Tahoe Tavern area. The **Alpine Peaks** system serves the area of Alpine Peaks only. The **McKinney/Quail** system serves the area of Chamberland, Chambers Landing, McKinney Shores, Moana Circle, and Tahoma Meadows. The McKinney/Quail water system is comprised of both a treated surface water source from the West Lake Tahoe Regional Water Treatment Plant (beginning June 2025) and a groundwater source. Lastly, the **Rubicon** system serves the areas of Meeks Bay south to Rubicon Bay.

A Source Water Assessment for each active source was completed in 2003. The source(s) are considered most vulnerable to the following activities not associated with any detected contaminants: Sewer Collection Systems, Surface Water, Above Ground Storage Tanks, Transportation Corridors, Historic Gas Stations, and Water Supply Wells. There have been no contaminants detected in the water supply, however the sources are still considered vulnerable to the activities located near the drinking water source. Well construction and security measures should provide protection from most contaminating activities.

Copies of all source water assessments are available for review at the TCPUD offices during regular business hours. Upon request, copies can be sent to individuals by contacting the Director of Utilities, Dan Lewis, at (530) 580-6330.



Madden Creek Water System

Secondary Drinking Water Standards

Disinfection By-products and Disinfection Residuals

Contaminant (units)	Calcium (ppm)	Chloride (ppm)	Sodium (ppm)	Specific Conductance (µS/cm)	Sulfate (ppm)	Total Alkalinity (ppm)	Total Dissolved Solids (ppm)	Total Hardness (ppm)	Turbidity (NTU)	Total Tri-halomethanes [TTHM] (ppb)	Haloacetic Acids [HAA5] (ppb)	Chlorine residual (ppm)
Sample Year	2024 (2023)	2024 (2023)	2024 (2023)	2024 (2023)	2024 (2023)	2024 (2023)	2024 (2023)	2024 (2023)	2024 (2023)	2025	2025	2025
MCL	N/A	500	N/A	1600	500	N/A	1000	N/A	5	80	60	4 (MRDL)
PHG (MCLG)	N/A	N/A	N/A	N/A	N/A	N/A	N/A	N/A	N/A	N/A	N/A	4 (MRDLG)
Madden Creek System												
Silver Street Well	11	ND	4	120	ND	68	63	42	ND	ND	ND	RAA: 0.18* RANGE: 0-0.52
McKinney/Quail System												
Crystal Way Well	(12)	(ND)	(4.8)	(110)	(ND)	(62)	(66)	(48)	(0.14)	2.4	1.9	RAA: 0.50 RANGE: 0.37-0.65
MCL Violation	N/A	NO	N/A	NO	NO	NO	NO	N/A	NO	NO	NO	NO
Sources in Drinking Water	Natural deposits	Natural deposits	Natural deposits	Substances that form ions in water	Natural deposits	Natural deposits	Natural deposits	Natural deposits	Movement of sediment and minute deposits	Byproduct of drinking water chlorination		Drinking water disinfectant added for treatment

The State allows us to monitor for some contaminants less than once per year because the concentrations of these contaminants do not change frequently. Some of our data, though representative, are more than one year old. If a substance or contaminant is not listed, it is either not detected above the detection limit in our sources or not required to be reported or sampled.
 *The Madden Creek System was only chlorinated from June through September 2025.

Lead & Copper Sampling Results

Water System	Madden Creek		McKinney/Quail	
	Lead (ppb)	Copper (ppm)	Lead (ppb)	Copper (ppm)
Year Sampled	2024		2025	
# of Sites Sampled	5	5	20	20
90th % Re-sults	2.200	0.550	6.000	0.670
# of Sites Exceeding Action Level (AL)	0	0	0	0
Action Level	15	1.3	15	1.3
PHG	0.2	0.3	0.2	0.3
No schools requested lead sampling.				
Typical sources:	Lead: Internal corrosion of household water plumbing systems; discharges from industrial manufacturers, erosion of natural deposits Copper: Internal corrosion of household plumbing systems; erosion of natural deposits; leaching from wood preservatives			

Microbiological Monitoring

Contaminant (units)	Total Coliform (P / A)
Sample Year	2025
MCL	TT
PHG (MCLG)	0P
Madden Creek System	
Silver Street Well	20 T / 20 A / 0 P
McKinney/Quail System	
Crystal Way Well	39 T / 39 A / 0 P
MCL Violation	NO
Sources in Drinking Water	Naturally Present in Environment

Terms and Abbreviations

A - Number of tests absent of bacteria.
AL - Regulatory Action Level: The concentration of a contaminant which, if exceeded, triggers treatment or other requirements that a water system must follow.
MCL - The concentration of a contaminant which, if exceeded, triggers treatment or other requirements that a water system must follow.
MCLG - Maximum Contaminant Level Goal: The level of a contaminant in drinking water below which there is no known or expected risk to health. MCLGs are set by the U.S. Environmental Protection Agency.
MRDL - Maximum Residual Disinfection Level: The highest level of a disinfectant allowed in drinking water. There is convincing evidence that addition of a disinfectant is necessary for control of microbial contaminants.
MRDLG - Maximum Residual Disinfection Level Goal: The level of a drinking water disinfectant below which there is no known or expected risk to health. MRDLGs do not reflect the benefits of the use of disinfectants to control microbial contaminants.
ND - Not detected above minimum testing limits or minimum reporting limits
N/R - Not Regulated or Not Required
NTU - Nephelometric Turbidity Unit: Measure of water clarity using light scattering
NS - Not sampled
P - Number of tests detecting presence of bacteria
pCi/L - PicoCuries Per Liter: Measure of radioactivity per 1 liter of water.
PDWS - Primary Drinking Water Standards. MCLs and MRDLs for contaminants that affect health along with their monitoring and reporting requirements, and water treatment requirements.
PHG - Public Health Goal: The level of a contaminant in drinking water below which there is no known or expected risk to health. PHGs are set by the California Environmental Protection Agency.
ppb - parts per billion or micrograms per liter (ug/l): Parts contaminant for every 1 billion parts of water.
ppm - parts per million or milligrams per liter (mg/l): Parts contaminant for every 1 million parts of water.
RAA - Running Annual Average
SDWS - Secondary Drinking Water Standards. Secondary MCLs are set to protect the odor, taste, and appearance of drinking water.
T - Number of tests for bacteria (Laboratory analysis)
TON - Threshold Odor Number
TT - Treatment Technique: A required process intended to reduce the level of contaminant in drinking water.
Units - Number of units measured
µS/cm - Microsiemens: Measure of electrical current flow through a solution

Where does your water come from?

In 2025 approximately 99.84% of the water supplied to the system was from the Silver Street Well and the remaining 0.16% came from the McKinney/Quail system, through the interconnection on South Street and Tahoe Ski Bowl Way.

All of the drinking water supplied to this water system this year was classified as groundwater. The groundwater sources are wells drilled deep into the ground, providing clean, high quality water that consistently meets all standards without significant treatment.

The Madden Creek Water System serves all residents from south of Cherry Street to Tahoe Ski Bowl Way in Homewood, CA. There have been no contaminants detected in the water supply, however the sources are still considered vulnerable to the activities located near the drinking water source.

Well construction and security measures should provide protection from most contaminating activities. Copies of all source water assessments are available for review at the TCPUD offices during regular business hours. Upon request, copies can be sent to individuals by contacting the Director of Utilities, Dan Lewis, at (530) 580-6330.



Tahoe Cedars Water System

Secondary Drinking Water Standards

Disinfection By-products and Disinfection Residuals

Contaminant (units)	Calcium (ppm)	Chloride (ppm)	Sodium (ppm)	Specific Conductance (µS/cm)	Sulfate (ppm)	Total Alkalinity (ppm)	Total Dissolved Solids (ppm)	Total Hardness (ppm)	Turbidity (NTU)	Total Trihalomethanes [TTHM] (ppb)	Haloacetic Acids [HAA5] (ppb)	Chlorine residual (ppm)
Sample Year	2024 (2023)	2024 (2023)	2024 (2023)	2024 (2023)	2024 (2023)	2024 (2023)	2024 (2023)	2024 (2023)	2024 (2023)	2025	2025	2025
MCL	N/A	500	N/A	1600	500	N/A	1000	N/A	5	80	60	4 (MRDL)
PHG (MCLG)	N/A	N/A	N/A	N/A	N/A	N/A	N/A	N/A	N/A	N/A	N/A	4 (MRDLG)
Tahoe Cedars System												
Elm Street Well	16.0	3.1	5.5	160	ND	78	96	54	ND	N/A	N/A	N/A
McKinney/Quail System												
Crystal Way Well	(12)	(ND)	(4.8)	(110)	(ND)	(62)	(66)	(48)	(0.14)	2.4	1.9	RAA: 0.50 RANGE: 0.37-0.65
MCL Violation	N/A	NO	N/A	NO	NO	NO	NO	NO	NO	NO	NO	NO
Sources in Drinking Water	Natural deposits	Natural deposits	Natural deposits	Substances that form ions in water	Natural deposits	Natural deposits	Natural deposits	Natural deposits	Movement of sediment and minute deposits	Byproduct of drinking water chlorination		Drinking water disinfectant added for treatment

The State allows us to monitor for some contaminants less than once per year because the concentrations of these contaminants do not change frequently. Some of our data, though representative, are more than one year old. If a substance or contaminant is not listed, it is either not detected above the detection limit in our sources or not required to be reported or sampled

Lead & Copper Sampling Results

Water System	Tahoe Cedars		McKinney/Quail	
	Lead (ppb)	Copper (ppm)	Lead (ppb)	Copper (ppm)
Constituent	Lead (ppb)	Copper (ppm)	Lead (ppb)	Copper (ppm)
Year Sampled	2024		2025	
# of Sites Sampled	10	10	20	20
90th % Results	3.200	0.280	6.000	0.670
# of Sites Exceeding Action Level (AL)	0	0	0	0
Action Level	15	1.3	15	1.3
PHG	0.2	0.3	0.2	0.3
No schools requested lead sampling.				
Typical sources:	Lead: Internal corrosion of household water plumbing systems; discharges from industrial manufacturers, erosion of natural deposits Copper: Internal corrosion of household plumbing systems; erosion of natural deposits; leaching from wood preservatives			

Microbiological Monitoring

Contaminant (units)	Total Coliform (P/A)
Sample Year	2025
MCL	TT
PHG (MCLG)	0P
Tahoe Cedars System	
Elm Street Well	67 I / 67 A / 0 P
McKinney/Quail System	
Crystal Way Well	39 I / 39 A / 0 P
MCL Violation	NO
Sources in Drinking Water	Naturally Present in Environment

Terms and Abbreviations

A - Number of tests absent of bacteria.
AL - Regulatory Action Level: The concentration of a contaminant which, if exceeded, triggers treatment or other requirements that a water system must follow.
MCL - The concentration of a contaminant which, if exceeded, triggers treatment or other requirements that a water system must follow.
MCLG - Maximum Contaminant Level Goal: The level of a contaminant in drinking water below which there is no known or expected risk to health. MCLGs are set by the U.S. Environmental Protection Agency.
MRDL - Maximum Residual Disinfection Level: The highest level of a disinfectant allowed in drinking water. There is convincing evidence that addition of a disinfectant is necessary for control of microbial contaminants.
MRDLG - Maximum Residual Disinfection Level Goal: The level of a drinking water disinfectant below which there is no known or expected risk to health. MRDLGs do not reflect the benefits of the use of disinfectants to control microbial contaminants.
ND - Not detected above minimum testing limits or minimum reporting limits
N/R - Not Regulated or Not Required
NTU - Nephelometric Turbidity Unit: Measure of water clarity using light scattering
NS - Not sampled
P - Number of tests detecting presence of bacteria
pCi/L - Picocuries Per Liter: Measure of radioactivity per 1 liter of water.
PDWS - Primary Drinking Water Standards. MCLs and MRDLs for contaminants that affect health along with their monitoring and reporting requirements, and water treatment requirements.
PHG - Public Health Goal: The level of a contaminant in drinking water below which there is no known or expected risk to health. PHGs are set by the California Environmental Protection Agency.
ppb - parts per billion or micrograms per liter (ug/l): Parts contaminant for every 1 billion parts of water.
ppm - parts per million or milligrams per liter (mg/l): Parts contaminant for every 1 million parts of water.
RAA - Running Annual Average
SDWS - Secondary Drinking Water Standards. Secondary MCLs are set to protect the odor, taste, and appearance of drinking water.
I - Number of tests for bacteria (Laboratory analysis)
TON - Threshold Odor Number
TT - Treatment Technique: A required process intended to reduce the level of contaminant in drinking water.
Units - Number of units measured
µS/cm - Microsiemens: Measure of electrical current flow through a solution

Where does your water come from?

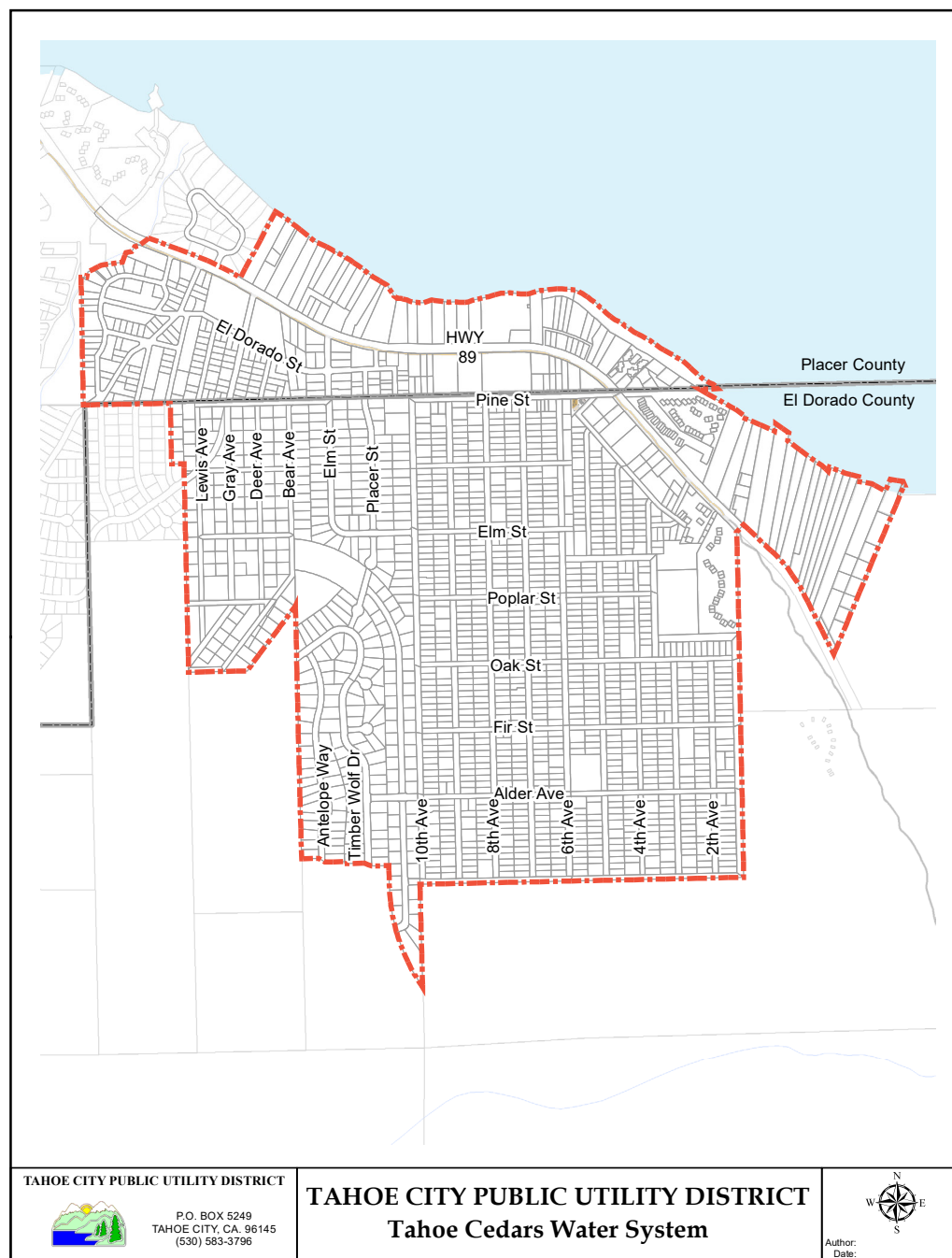
The Tahoe Cedars system serves all residents between 6650 to 7181 West Lake Blvd on the lake side and the Tahoe Cedars Subdivision area.

In 2025, approximately 99.95 % of the water supplied to the system was from the Elm Street Well. Approximately 0.05 % was provided through the new interconnection by the water source in the McKinney-Quail System.

All of the drinking water supplied to the water system is classified as groundwater. Sources include wells drilled deep into the ground, providing clean, high quality water that consistently meets all standards without significant treatment.

A Source Water Assessment for each active source was completed in 2002 or 2014. The source is considered most vulnerable to the following activity not associated with any detected contaminants: Sewer Collection Systems and Surface Water. There have been no contaminants detected in the water supply, however the sources are still considered vulnerable to the activities located near the drinking water source. Well construction and security measures should provide protection from most contaminating activities.

Copies of all source water assessments are available for review at the TCPUD offices during regular business hours. Upon request, copies can be sent to individuals by contacting the Director of Utilities, Dan Lewis at (530) 580-6330.



TAHOE CITY PUBLIC UTILITY DISTRICT



P.O. BOX 5249
TAHOE CITY, CA. 96145
(530) 583-3796

TAHOE CITY PUBLIC UTILITY DISTRICT
Tahoe Cedars Water System



Author:
Date:

Tahoe Swiss Village Water System

Secondary Drinking Water Standards

Contaminant (units)	Calcium (ppm)	Chloride (ppm)	Sodium (ppm)	Specific Conductance [E.C.] (µS/cm)	Sulfate (ppm)	Total Alkalinity (ppm)	Total Dissolved Solids (ppm)	Total Hardness (ppm)	Turbidity (NTU)	Zinc (ppm)
Sample Year	2024 (2023)	2024 (2023)	2024 (2023)	2024 (2023)	2024 (2023)	2024 (2023)	2024 (2023)	2024 (2023)	2024 (2023)	2024 (2023)
MCL	N/A	500	N/A	1600	500	N/A	1000	N/A	5	5
PHG (MCLG)	N/A	N/A	N/A	N/A	N/A	N/A	N/A	N/A	N/A	N/A
Tahoe Swiss Village Water System										
Grand Ave Well	19	(5.5)	(6.5)	(197)	(4.1)	88	(154)	48	(0.5)	ND
St Michael Well	40	(2.6)	(11.7)	(466)	(1.4)	260	(253)	99	(0.1)	(0.32)
MCL Violation	N/A	NO	N/A	NO	NO	NO	NO	N/A	NO	NO
Sources in Drinking Water	Natural deposits	Natural deposits	Natural deposits	Substances that form ions in water	Natural deposits	Natural deposits	Natural deposits	Natural deposits	Movement of sediment and minute deposits	Natural deposits

The State allows us to monitor for some contaminants less than once per year because the concentrations of these contaminants do not change frequently. Some of our data, though representative, are more than one year old. If a substance or contaminant is not listed, it is either not detected above the detection limit in our sources or not required to be reported or sampled

Lead & Copper Sampling Results

Water System	Tahoe Swiss	
	Lead (ppb)	Copper (ppm)
Constituent	Lead (ppb)	Copper (ppm)
Year Sampled	2024	
# of Sites Sampled	5	5
90th % Results	ND	0.404
# of Sites Exceeding Action Level (AL)	0	0
Action Level	15	1.3
PHG	0.2	0.3
Tahoe Lake Elementary School (at Rideout) was tested for Lead in 2019.		
Typical sources:	Lead: Internal corrosion of household water plumbing systems; discharges from industrial manufacturers, erosion of natural deposits	
	Copper: Internal corrosion of household plumbing systems; erosion of natural deposits; leaching from wood preservatives	

Microbiological Monitoring

Contaminant (units)	Total Coliform (P / A)
Sample Year	2025
MCL	TT
PHG (MCLG)	0P
Tahoe Swiss System	
Grand Ave Well	56 T/ 56 A/ 0 P
St Michael Well	
MCL Violation	NO
Sources in Drinking Water	Naturally Present in Environment

Terms and Abbreviations

A - Number of tests absent of bacteria.
AL - Regulatory Action Level: The concentration of a contaminant which, if exceeded, triggers treatment or other requirements that a water system must follow.
MCL - The concentration of a contaminant which, if exceeded, triggers treatment or other requirements that a water system must follow.
MCLG - Maximum Contaminant Level Goal: The level of a contaminant in drinking water below which there is no known or expected risk to health. MCLGs are set by the U.S. Environmental Protection Agency.
MRDL - Maximum Residual Disinfection Level: The highest level of a disinfectant allowed in drinking water. There is convincing evidence that addition of a disinfectant is necessary for control of microbial contaminants.
MRDLG - Maximum Residual Disinfection Level Goal: The level of a drinking water disinfectant below which there is no known or expected risk to health. MRDLGs do not reflect the benefits of the use of disinfectants to control microbial contaminants.
ND - Not detected above minimum testing limits or minimum reporting limits
N/R - Not Regulated or Not Required
NTU - Nephelometric Turbidity Unit: Measure of water clarity using light scattering
NS - Not sampled
P - Number of tests detecting presence of bacteria
pCi/L - Picocuries Per Liter: Measure of radioactivity per 1 liter of water.
PDWS - Primary Drinking Water Standards. MCLs and MRDLs for contaminants that affect health along with their monitoring and reporting requirements, and water treatment requirements.
PHG - Public Health Goal: The level of a contaminant in drinking water below which there is no known or expected risk to health. PHGs are set by the California Environmental Protection Agency.
ppb - parts per billion or micrograms per liter (ug/l): Parts contaminant for every 1 billion parts of water.
ppm - parts per million or milligrams per liter (mg/l): Parts contaminant for every 1 million parts of water.
RAA - Running Annual Average
SDWS - Secondary Drinking Water Standards. Secondary MCLs are set to protect the odor, taste, and appearance of drinking water.
T - Number of tests for bacteria (Laboratory analysis)
TON - Threshold Odor Number
TT - Treatment Technique: A required process intended to reduce the level of contaminant in drinking water.
Units - Number of units measured
µS/cm - Microsiemens: Measure of electrical current flow through a solution

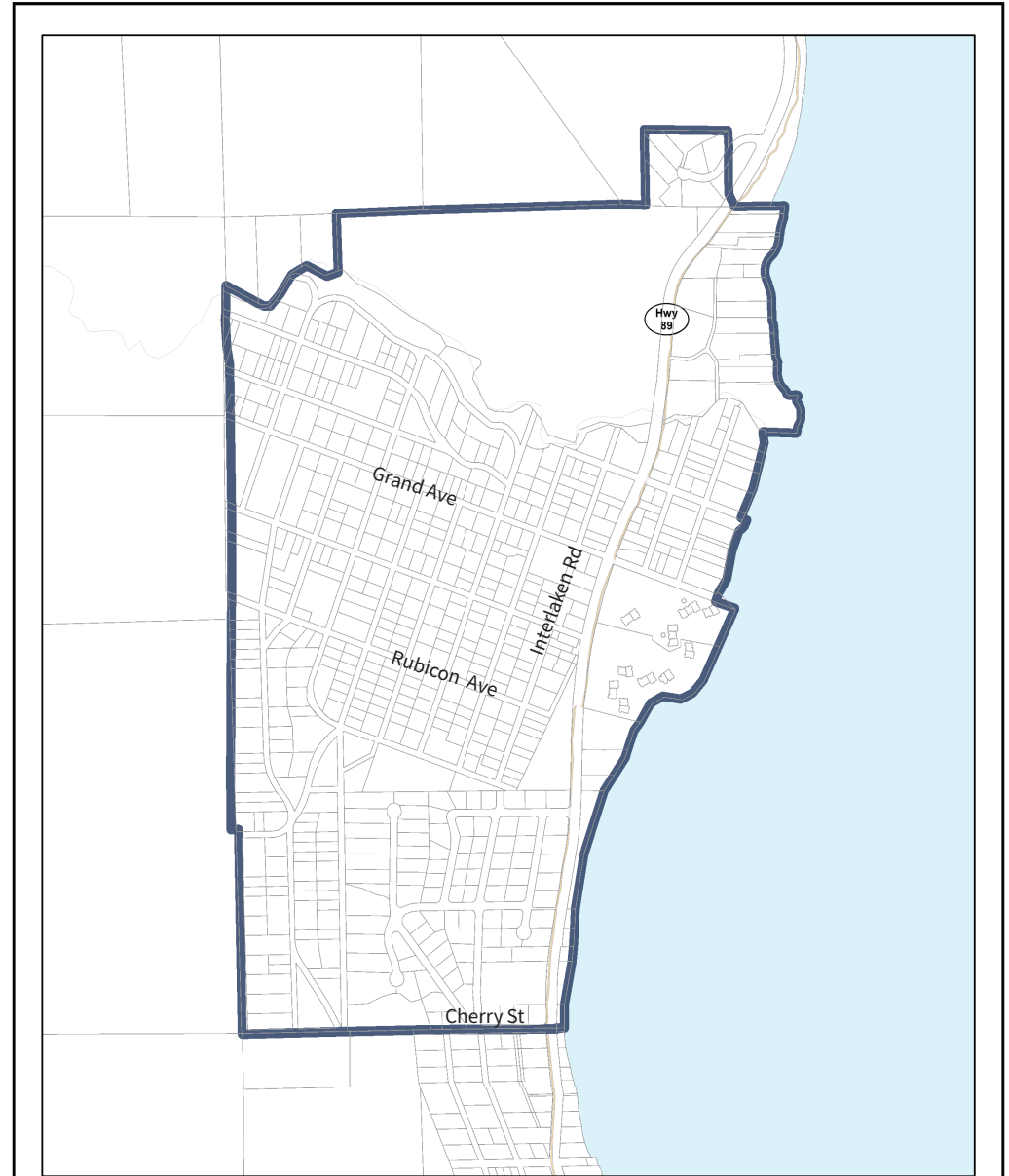
Where does your water come from?

The Tahoe Swiss system serves all residents between 4705 and 3540 West Lake Blvd on the lake side and the Tahoe Swiss Village area.

All of the drinking water supplied to the water system is classified as groundwater. Sources include wells drilled deep into the ground, providing clean, high quality water that consistently meets all standards without significant treatment.

A Source Water Assessment for each active source was completed in 2003. The source is considered most vulnerable to the following activity not associated with any detected contaminants: Sewer Collection Systems and Surface Water. There have been no contaminants detected in the water supply, however the sources are still considered vulnerable to the activities located near the drinking water source. Well construction and security measures should provide protection from most contaminating activities.

Copies of all source water assessments are available for review at the TCPUD offices during regular business hours. Upon request, copies can be sent to individuals by contacting the Director of Utilities, Dan Lewis at (530) 580-6330.



TAHOE CITY PUBLIC UTILITY DISTRICT



P.O. BOX 5249
TAHOE CITY, CA 96145
(530) 583-3796

TAHOE CITY PUBLIC UTILITY DISTRICT
Tahoe Swiss Village System



Author: KH
Date: 5/28/2025

Timberland Water System

Secondary Drinking Water Standards

Contaminant (units)	Calcium (ppm)	Chloride (ppm)	Sodium (ppm)	Specific Conductance [E.C.] (µS/cm)	Total Alkalinity (ppm)	Total Dissolved Solids (ppm)	Total Hardness (ppm)	Turbidity (NTU)
Sample Year	2022	2022	2022	2022	2022	2022	2022	2022
MCL	N/A	500	N/A	1600	N/A	1000	N/A	5
PHG (MCLG)	N/A	N/A	N/A	N/A	N/A	N/A	N/A	N/A
Timberland Water System								
Well #1	18	ND	5.7	200	99	110	84	ND
MCL Violation	N/A	NO	N/A	NO	N/A	NO	N/A	NO
Sources in Drinking Water	Natural deposits			Substances that form ions in water	Natural deposits	Natural deposits	Natural deposits	Movement of sediment and minute deposits
The State allows us to monitor for some contaminants less than once per year because the concentrations of these contaminants do not change frequently. Some of our data, though representative, are more than one year old. If a substance or contaminant is not listed, it is either not detected above the detection limit in our sources or not required to be reported or sampled								

Lead & Copper Sampling Results

Water System	Timberland	
	Lead (ppb)	Copper (ppm)
Constituent	Lead (ppb)	Copper (ppm)
Year Sampled	2023	
# of Sites Sampled	5	5
90th % Results	ND	0.079
# of Sites Exceeding Action Level (AL)	0	0
Action Level	15	1.3
PHG	0.2	0.3
Tahoe Lake Elementary School (at Rideout) was tested for Lead in 2019.		
Typical sources:	Lead: Internal corrosion of household water plumbing systems; discharges from industrial manufacturers, erosion of natural deposits	
	Copper: Internal corrosion of household plumbing systems; erosion of natural deposits; leaching from wood preservatives	

Microbiological Monitoring

Contaminant (units)	Total Coliform (P / A)
Sample Year	2025
MCL	TT
PHG (MCLG)	0P
Timberland System	
Well #1	19 T/ 19 A/ 0 P
MCL Violation	NO
Sources in Drinking Water	Naturally Present in Environment

Terms and Abbreviations

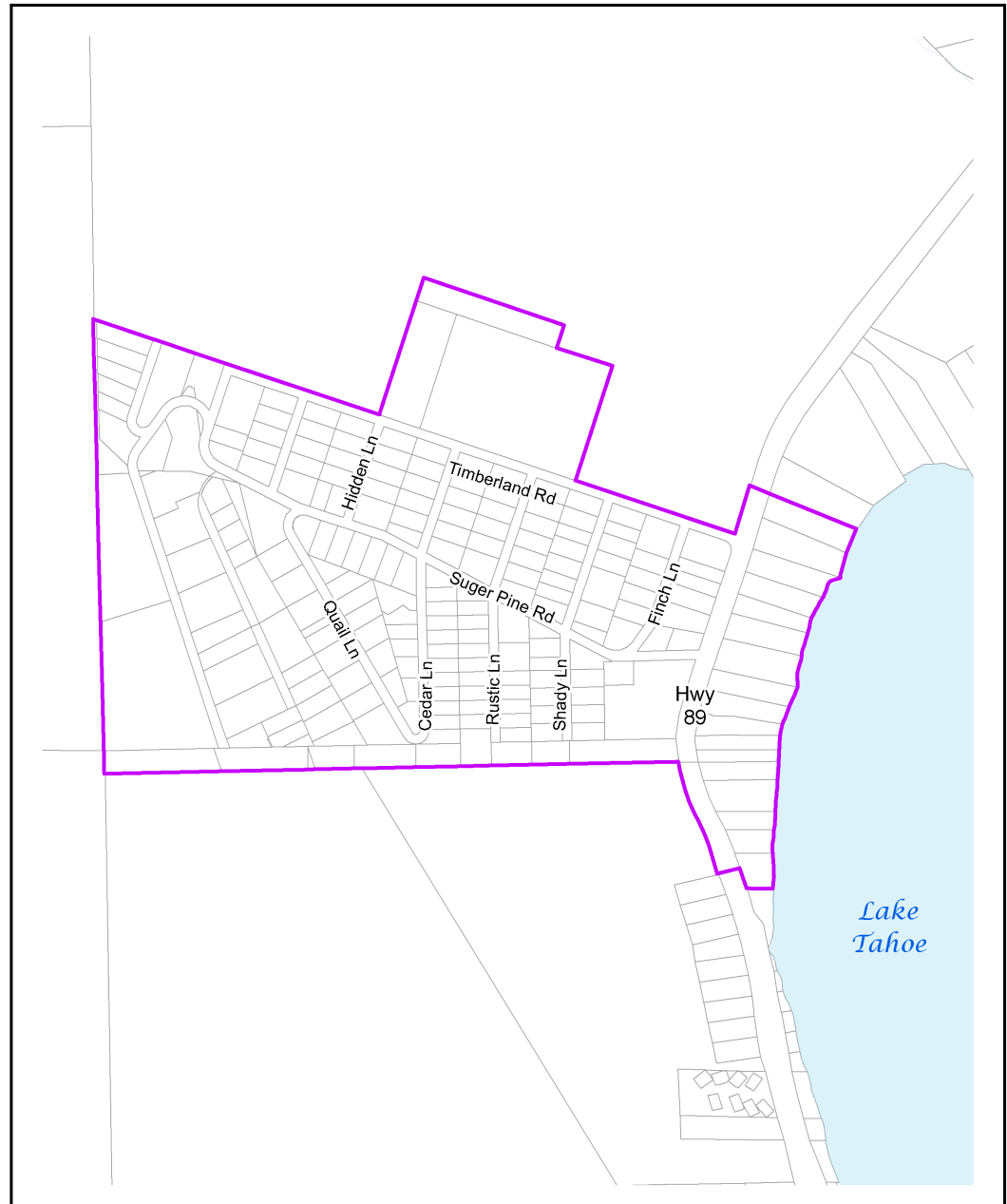
A - Number of tests absent of bacteria.
AL - Regulatory Action Level: The concentration of a contaminant which, if exceeded, triggers treatment or other requirements that a water system must follow.
MCL - The concentration of a contaminant which, if exceeded, triggers treatment or other requirements that a water system must follow.
MCLG - Maximum Contaminant Level Goal: The level of a contaminant in drinking water below which there is no known or expected risk to health. MCLGs are set by the U.S. Environmental Protection Agency.
MRDL - Maximum Residual Disinfection Level: The highest level of a disinfectant allowed in drinking water. There is convincing evidence that addition of a disinfectant is necessary for control of microbial contaminants.
MRDLG - Maximum Residual Disinfection Level Goal: The level of a drinking water disinfectant below which there is no known or expected risk to health. MRDLGs do not reflect the benefits of the use of disinfectants to control microbial contaminants.
ND - Not detected above minimum testing limits or minimum reporting limits
N/R - Not Regulated or Not Required
NTU - Nephelometric Turbidity Unit: Measure of water clarity using light scattering
NS - Not sampled
P - Number of tests detecting presence of bacteria
pCi/L - Picocuries Per Liter: Measure of radioactivity per 1 liter of water.
PDWS - Primary Drinking Water Standards. MCLs and MRDLs for contaminants that affect health along with their monitoring and reporting requirements, and water treatment requirements.
PHG - Public Health Goal: The level of a contaminant in drinking water below which there is no known or expected risk to health. PHGs are set by the California Environmental Protection Agency.
ppb - parts per billion or micrograms per liter (ug/l): Parts contaminant for every 1 billion parts of water.
ppm - parts per million or milligrams per liter (mg/l): Parts contaminant for every 1 million parts of water.
RAA - Running Annual Average
SDWS - Secondary Drinking Water Standards. Secondary MCLs are set to protect the odor, taste, and appearance of drinking water.
T - Number of tests for bacteria (Laboratory analysis)
TON - Threshold Odor Number
TT - Treatment Technique: A required process intended to reduce the level of contaminant in drinking water.
Units - Number of units measured
µS/cm - Microsiemens: Measure of electrical current flow through a solution

Where does your water come from?

The Timberland water system serves all residents between 2470 and 2716 West Lake Blvd on the lake side and the Timberland Subdivision area. All of the drinking water supplied to this water system is classified as groundwater. Sources include wells drilled deep into the ground, providing clean, high quality water that consistently meets all standards without significant treatment.

A Source Water Assessment for each active source was completed in 2002. The source is considered most vulnerable to the following activity not associated with any detected contaminants: Sewer Collection Systems. There have been no contaminants detected in the water supply, however the sources are still considered vulnerable to the activities located near the drinking water source.

Well construction and security measures provide protection from most contaminating activities. Copies of all source water assessments are available for review at the TCPUD offices during regular business hours. Upon request, copies can be sent to individuals by contacting the Director of Utilities, Dan Lewis, at (530) 580-6330.



Building a Healthy Mountain Community

TCPUD's 2026 Capital Improvement Plan will invest approximately \$32.3 Million in improvements to our Water systems. These important upgrades help create a water system that is more drought resistant and better supports capacity for fire suppression.

Tahoe Cedars Water System Reconstruction Project



2026 marks the beginning of this multi-year effort to fully replace the aging water system in Tahoma, acquired from a private owner in 2018.

The project will:

- Rebuild 15 miles of undersized and failing water mains with new streetside water mains
- Install 144 fire hydrants including additional hydrants in areas that previously lacked hydrant coverage
- Install over 1,200 water meters to support conservation goals.

Madden Creek Water System Replacement Phase Three



This summer, TCPUD will begin one of the final phases of our multi-year project to completely rebuild the Madden Creek Water System.

Construction during 2026 will focus on water main upgrades on Cherry, Fern, Oak, Trout, Silver, Sacramento, and Sans Souci. This project will install:

- 7,500+ feet of new larger diameter water mains - shown as blue lines on the map.
- 15 new fire hydrants in locations previously without hydrants
- Water meters for all Madden Creek customers.

See all of our projects at www.tcpud.org/CIP.

Customer Programs

TCPUD offers water conservation rebate programs and water rate assistance programs to help our customers save water and save money.

Low-Income Water Rate Assistance Program

The Tahoe City Public Utility District offers a low-income rate assistance program for residential water customers. Qualified applicants will receive a rate reduction equal to either 25% or 50% of the current ¾-inch monthly residential water metered base rate. Learn more at www.tcpud.org/rate-assistance.

Water Conservation Rebates

TCPUD offers rebates for customers who buy water-efficient appliances, fixtures, and irrigation controls. Save up to \$25 per smart irrigation device, \$75 per dishwasher, and \$100 for toilets and clothes washers. Learn how you can save water and save money at www.tcpud.org/WaterRebates.

Making Conservation a California Way of Life

Last year, TCPUD delivered over 525 million gallons of water to our customers, averaging over 16 gallons every second! Every drop counts and we encourage customers to use water wisely. Learn water saving tips at www.tcpud.org/conservation.

